

NOVATEX

NOVATEX USES A 'PASSIVE WEDGE' TO TENSION AND SECURE THE TEXTILE FACE IN POSITION. A DISCREET PULL TAB IS LOCATED IN ONE CORNER AND ANTI TAMPER SECURITY SCREWS CAN BE FITTED IF REQUIRED

FIND OUT MORE

For more information, click:
www.nova-aluminium.com/novatex



FLEX FACE ALUMINIUM SIGN SYSTEMS



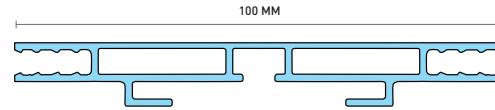
NOVA
Your aluminium all stars

0117 955 6463

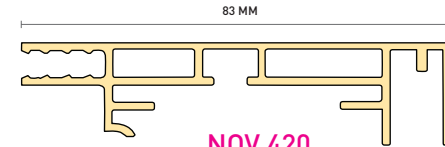
0117 955 6472

SALES@NOVA-ALUMINIUM.COM

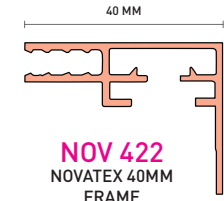
WWW.NOVA-ALUMINIUM.COM



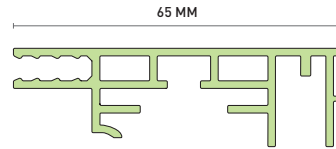
NOV 423
NOVATEX DOUBLE SIDED



NOV 420
NOVATEX SINGLE SIDED



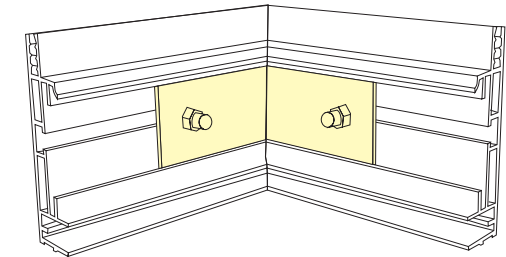
NOV 422
NOVATEX 40MM
FRAME



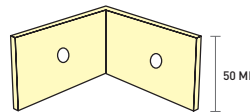
NOV 465
NovaTex Single Sided



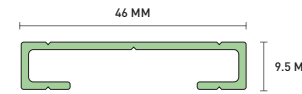
NOV 428
NOVATEX 18MM
FRAME



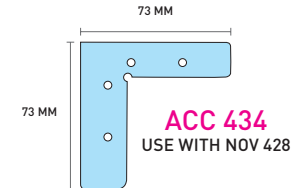
NOVATEX CORNER CLEAT ASSEMBLY



ACC432S / ACC432D
/ ACC433
USE WITH NOV 420 / 423 / 422



NOV 303
SLIM SUPPORT



ACC 434
USE WITH NOV 428

The above drawings are property of Nova Aluminium Systems Limited and under no circumstances may be copied